

R.No. 65831/97

PUNARJYOTI

September 04, - April, 08

Volume IX, No I

N E W S L E T T E R



Your Eyes
can add **light** to
someone's life



E.B.A.I

Let Your Eyes Change Someone's Life



Presenting

LUPIN
BLUE
EYES



GATIBLU
Gatifloxacin 0.3% w/v

GATIBLU-D
Gatifloxacin 0.3% w/v + Dexamethasone Sodium 0.1% w/v

Moxiblu
Moxifloxacin 0.5% w/v

Moxiblu-D
Moxifloxacin 0.5% w/v + Dexamethasone 0.1% w/v

Lacrimos
Carboxymethyl Cellulose 0.5% w/v, 1.0% w/v

TIMOBLU
Timolol 0.5% w/v

OLOBLU
Olopatadine 0.1% w/v, 0.2% w/v

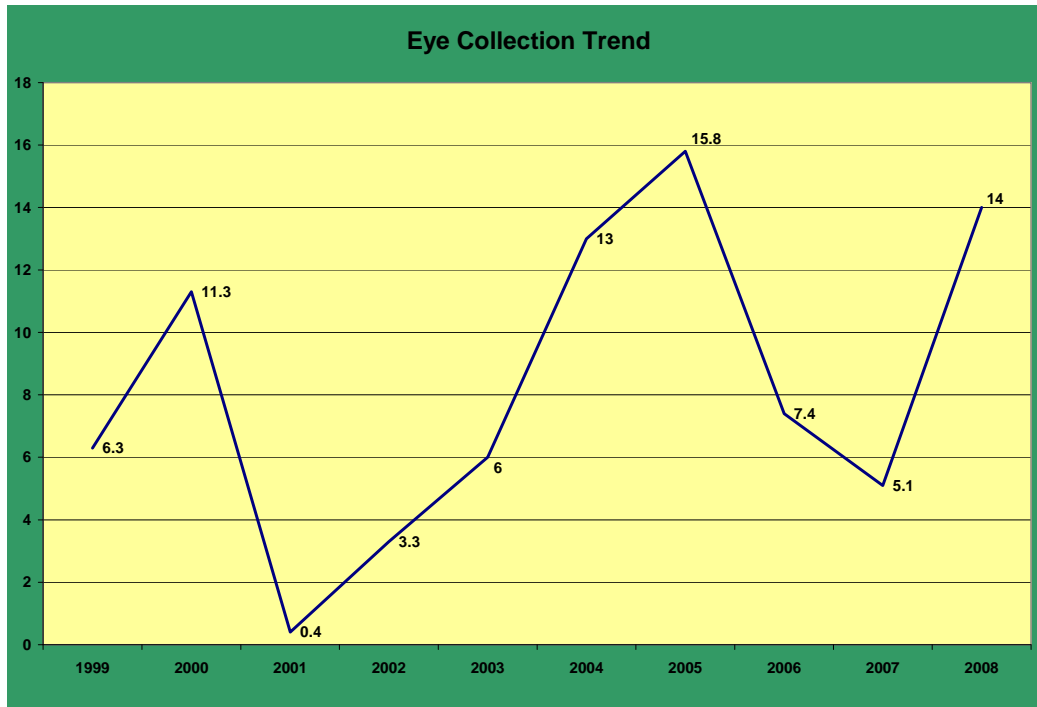
EDITORIAL

“Change” was the catch word of Barrack Obama’s election campaign and which subsequently swept him into the highest office as the President of United States of America. What has this got to do with Eye banking? There have been several developments which reflect “change” in eye banking and which could impact its growth in a major way. Few significant small steps are

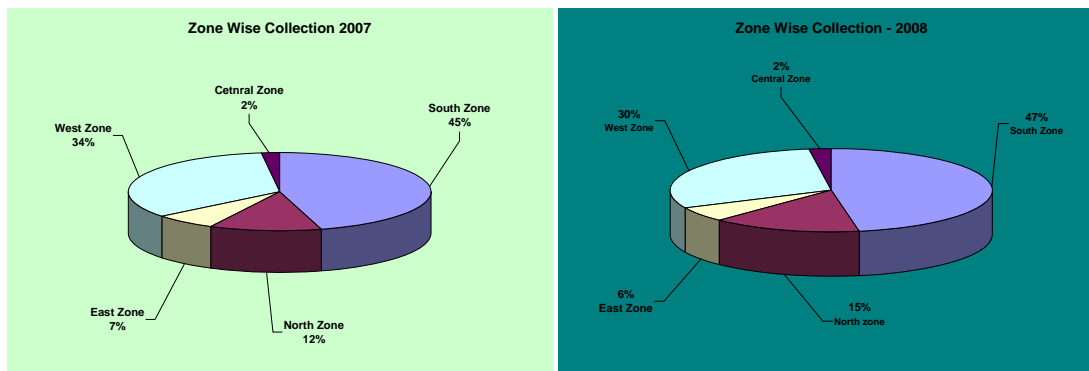
1. The Government has tabled a bill in Rajya Sabha to be followed in Lok Sabha proposing amendments to Human Organ Transplant Act which includes Required Request Law, Permitting trained technicians to enucleate. A committee has been formed which is soliciting views / opinions from organisations, individuals etc about the proposed amendments. We hope that these amendments sail through both houses without a hitch.
2. The amendments to Medical Standards of Eye Banking have been accepted by Government and the latest medical standards of eye banking have been printed by MOH & FW for distribution. The new document incorporates SOP for eye banks. In order to achieve the highest standards of eye banking, it is important for each eye bank across the length and breadth of this country to implement and maintain certain standards which would improve the retrieval, quality and utilization of the tissues collected and distributed by them.
3. Lupin limited, a pharma MNC has come forward to support EBAI to spread awareness. Lupin is also launching their ophthalmic range of products. They have committed financial resources for activities of EBAI. The changed appearance of Punarjyothi is testimony to this.
4. The new Executive Committee would be taking over from April 2010. Dr.Usha Gopinathan takes over from Dr.Srinivasan as the President of EBAI. We wish her all the best in her endeavours to ensure that we reach that magic figure of 200,000 corneas/year

Dr Merle Fernandes
Feb 2010

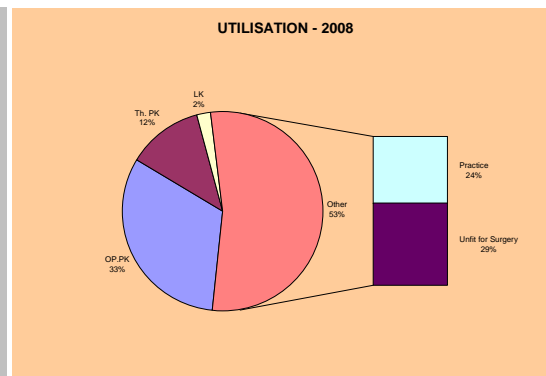
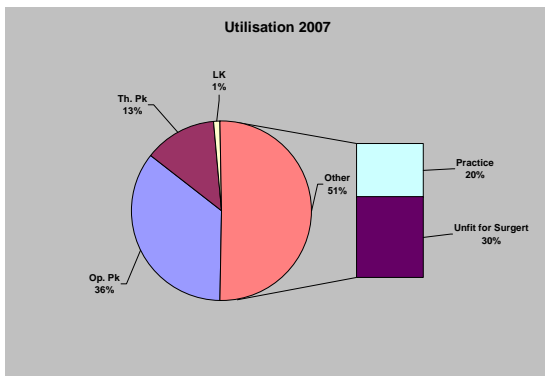
STATISTICS OF EYE COLLECTION & UTILISATION



The number of eye banks / eye donation centers registered with EBAI has crossed the 600 mark. Theoretically the infrastructure available at present is adequate to start implementing the three tier eye banking model. At the ground level it is far from reality. The collection trend is more like roller coaster ride and is not consistent. The Public - Private partnership in establishing a structured eye banking system would go a long way in reversing this trend and ensure a stable trend. The present requirement of corneas warrants an increase in collection by atleast 75% to 100% every year if we have to reach a collection figure of 200,000 corneas.

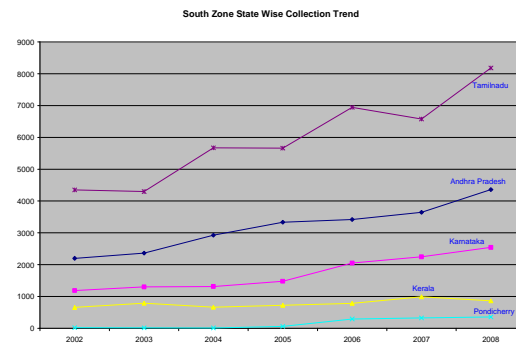
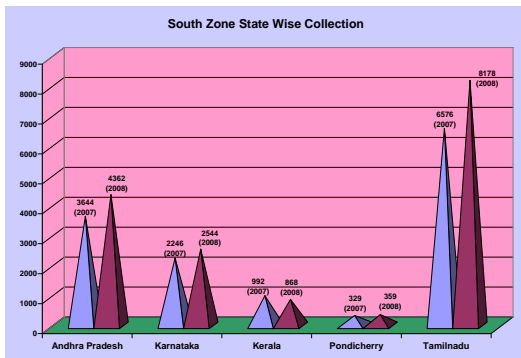


The zone wise contribution to the overall collection has been almost the same over the last few years with West Zone and South Zone consistently accounting for more than 75%. The drop of 4% in collection in West Zone is alarming. East Zone has declined from 7% to 6%. Central Zone has maintained its contribution at 2%. North Zone has increased from 12% to 15%. Though it may sound repetitive Central Zone has the potential to vie for the honors alongside West Zone and South Zone. The member eye banks in this zone should come together and implement the three tier eye banking system, as, at present, there is no eye banking activity worth mentioning in this zone. The private - public partnership in West Bengal seems to have contributed to the consistent increase in collection (though on a small base).



The utilisation has dropped from 49% in 2007 to 47% in 2008. 2009 data is under compilation. However utilization compares well with international trends. Member eye banks can make the data more richer by providing utilisation details as per format. In many cases a break up in terms of OPK or Th PK is not given.

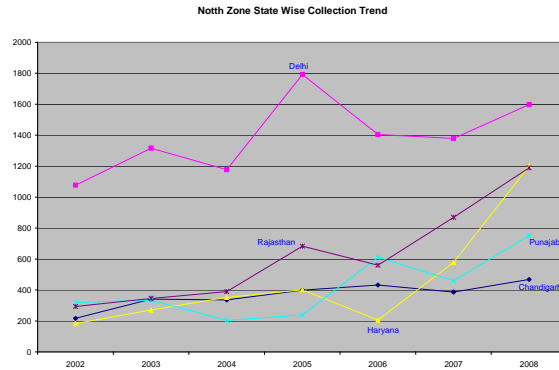
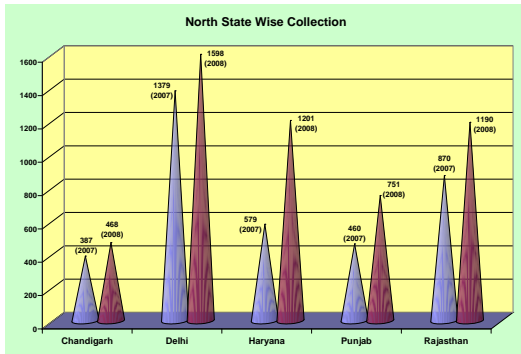
SOUTH ZONE



South Zone (2008)	
Total Collection	16311
No. of Eye Banks / Eye Donation Centres	219
No. of Active Eye Banks / Eye Donation Centres	106
No. of organisations collecting	80
	0 to 100
	100 to 500
	500 to 1000
	> 1000

Andhra Pradesh and Tamilnadu have reported about 20% increase in collection over 2007. Interestingly in Andhra Pradesh and Tamil Nadu both HCRP and voluntary collections are on the rise. Karnataka has reported 13% increase in collection over 2007. Kerala reported a dip in collection in the year 2008 when compared to 2007 by 12.5%.

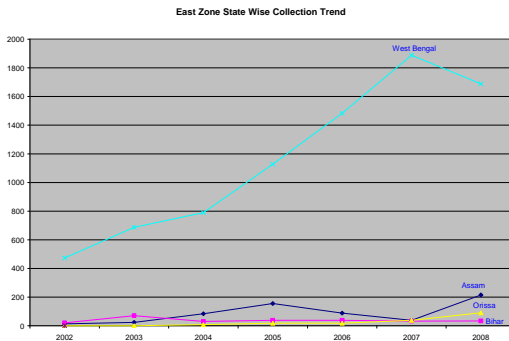
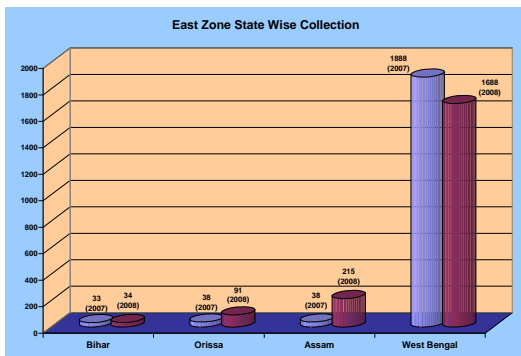
NORTH ZONE



North Zone (2008)		
Total Collection		5208
No. of Eye Banks / Eye Donation Centres		80
No. of Active Eye Banks / Eye Donation Centres		50
No. of organisations collecting	0 to 100	39
	100 to 500	10
	500 to 1000	1
	> 1000	0

North Zone's performance has been phenomenal, reporting a increase in collection by 42% over 2007. Haryana reported highest increase in collection, by 107%, followed by Punjab 63%, Rajasthan 37%, Chandigarh 21% and Delhi 16%. Delhi with some of the largest hospitals in the country would be in a position to contribute many times over when 'Required Request Law' becomes a reality,

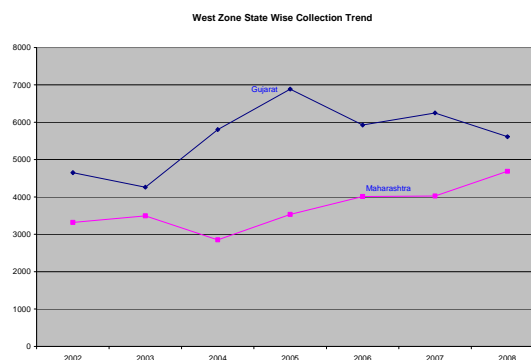
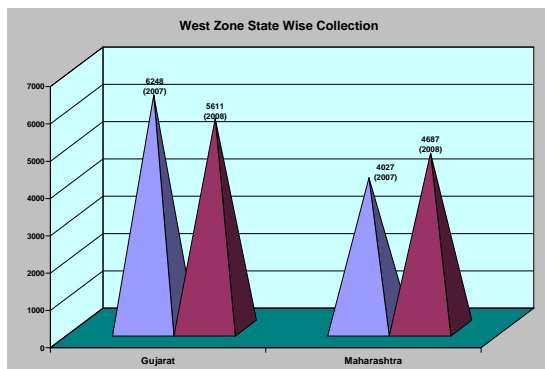
EAST ZONE



East Zone (2008)		
Total Collection		2028
No. of Eye Banks / Eye Donation Centres		64
No. of Active Eye Banks / Eye Donation Centres		34
No. of organisations collecting	0 to 100	30
	100 to 500	3
	500 to 1000	1
	> 1000	0

Assam (465%) and Orissa (139%) have reported phenomenal increase, whereas West Bengal reported 10% decrease in collection. But these phenomenal increase in percentages have resulted in overall increase of only 1.5% over 2007, as the increase is on a small base. However the contribution to National collection has declined by 1%.

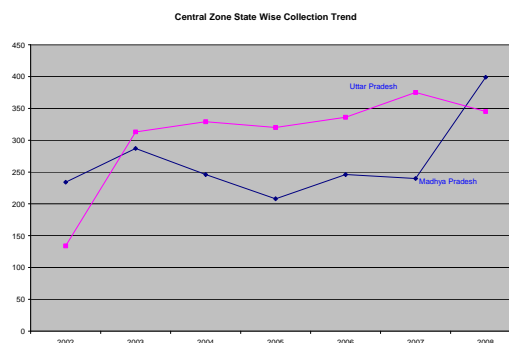
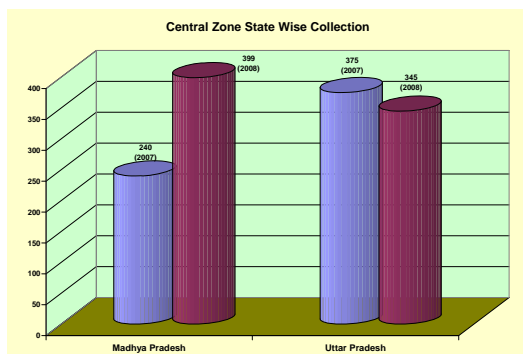
WEST ZONE



West Zone (2008)		
Total Collection	10298	
No. of Eye Banks / Eye Donation Centres	148	
No. of Active Eye Banks / Eye Donation Centres	94	
No. of organisations collecting		
	0 to 100	74
	100 to 500	16
	500 to 1000	1
	> 1000	3

A 10% decline in collection reported by Gujarat has been offset by 16% increase reported by Maharashtra resulting in a increase of 0.22% over 2007. However the contribution to the National collection has decreased by 4% over 2007.

CENTRAL ZONE



Central Zone (2008)		
Total Collection	744	
No. of Eye Banks / Eye Donation Centres	70	
No. of Active Eye Banks / Eye Donation Centres	34	
No. of organisations collecting		
	0 to 100	33
	100 to 500	1
	500 to 1000	0
	> 1000	0

Central Zone reported 21% increase over 2007 largely due to surge of 66% reported by Madhya Pradesh, though Uttar Pradesh reported 8% decline. In number terms however, the total collection from India's most populous State and largest State is more or less equal to one quarter's collection of some eye banks in South and West.

Sri Sri Ravishankar Guruji's Eye Pledging



Sri.Sri Ravishankar Guruji who has spearheaded the establishment of Art of Living centers for better and peaceful living, supporting the cause of eye donation during the program organized by Bangalore West Lions Eye Hospital and Eye Bank. Trustees / Board members, Corneal surgeons of the Hospital with Guruji during this program,.



Friends of EBAI Partnership with Lupin Limited

Eye Bank Association of India has been formulating various strategies to involve various organizations in its campaigns to educate public about eye donation. EBAI has been approaching various large Corporates with country wide presence and sizeable field staff to help in awareness campaigns.

We are happy to inform you that LUPIN Limited, a company with a vision to be an innovation led transnational pharmaceutical company and a corporate group with 40 years of latent ambition and pioneering spirit, is partnering with EBAI to promote eye donation. Lupin limited backed by significant achievements, has been growing from strength to strength not only in India but also in the highly regulated markets of US, Europe and Japan due to its differentiated product offerings, incisive marketing strategies, seamless execution and vertically integrated business model.

The company is now moving with undeterred momentum and velocity towards scaling higher orbits by evolving into a differentiated global generics powerhouse. EBAI and the eye donation movement would greatly benefit from this association with this accomplished group as we would have access to the creative and strategic resources of such a successful corporate group.

Bringing in care and comfort to many has been the motto of this company and having established its presence across all the major therapy areas, it is only logical for the company to spread the wings and embrace the world further. With a vision to provide a better future of clarity and surety, the company has embarked on a new voyage into the sea of ophthalmology through its new division- Lupin Blue Eyes.

In an endeavor to brighten the lives and sights of many, Lupin Limited has decided to bank on the expertise and rich legacy of EBAI to translate the association into eye openers in the field of ophthalmology. Every sales pack of the ophthalmology brands of Lupin Blue Eyes will carry a pack insert from EBAI which encourages the noble cause of pledging their eyes after death so that their eyes continue to see this wonderful world.

Apart from this the field staff would work with local member eye banks and help in organizing seminars etc for spreading awareness. Lupin Limited has also assured support for CME of eye bank personnel and printing of awareness materials. EBAI is planning to conduct events in association with Lupin which are aimed at sensitizing the medical fraternity and urge them to play a more active role in eye donation.

EBAI, on behalf of eye banking community and the eye donation movement thanks Lupin limited for this initiative.

CALL FOR CONTRIBUTION

EBAI invites contributions to Punarjyoti, the newsletter.

Material may be sent under the following heads

- Regional News · Achievers · Life of patient after corneal transplantation
- View points; Articles of interest for the eye banking and eye donation movement.

We urge you to share your experiences and knowledge with our readers and we look forward to your support and cooperation in bringing out an informative newsletter.



Eye Bank Supplies

Plastic Cornea Caps: EBAI now has stocks of Plastic Cornea Caps to use after corneal excision. They are available for Rs.14/- per pair. (Postal Charges will be extra). Members who wish to acquire the caps may write to EBAI headquarters with a Demand Draft payable to “Eye Bank Association of India”, Hyderabad.

On Compact Disks:

1. Eye Donation - What is it ? and Hospital Cornea Retrieval Programme – What is it ?
2. Appeal for eye donation by celebrities

This is available to the members. Members who wish to acquire the Compact Disks may write to EBAI headquarters with a Demand Draft for Rs.200/- payable to “Eye Bank Association of India”, Hyderabad. This will take care of the handling and courier expenses.



Thermocole Boxes for safe transportation of Eye Balls /

Corneas:

These thermocole boxes ensure that the temperature of the precious tissue within is maintained between 2°C and 8°C inspite of any normal ambient temperature extremes encountered anywhere in India. We recommend the regular use of these thermocole boxes by all our members to help ensure viability of collected eyeballs / corneas. The thermocole boxes cost Rs.500 each. Postage and handling charges extra.

Members can also procure individual components of the eye balls / corneas transportation boxes at rates given below:-

- | | |
|---|-------------|
| 1. Thermocole Box: Rs. 160/- | :160 |
| 2. Moist Chamber Bottles (2 Nos): Rs. 175/- | : 175 |
| 3. Gel Pack / Ice Packs(4 Nos): Rs. 50/- | : 50 |
| 4. Foam Piece: 1 No.: Rs. 15/- | : 15 |
| 5. Bag: Rs.100/- | : 100 |
| | Total : 500 |



IEC Material

1. Posters

Posters are available in English, Hindi, Bengali, Gujarathi, Kannada, Malayalam, Marathi, Punjabi, Tamil and Telugu. Each Poster costs Rs. 5/-

2. Brochures

Brochures are available in English, Hindi, Gujarathi, Marathi, Punjabi, Tamil and Telugu. Each Brochure costs Rs. 3/-

3. A Compact Disk containing all IEC material like Posters, Brochures, Appeal for eye donation by celebrities, short films on eye donation and Messages from religious leaders has been compiled by Messers Delara Foundation. Interested members can obtain the compact disks at a nominal cost of Rs. 35/-. Postage Extra.

Announcements

Video cassettes and Video CDs are available on enucleation and laboratory processing. The following are the details:

VIDEO TITLE: RECOVERY AND MANAGEMENT OF DONOR EYES

AUTHORS: Dr Prashant Garg and Dr Usha Gopinathan

ABSTRACT: The video demonstrates the standard methods of cornea/eye retrieval from the donor. It illustrates in-situ corneo-scleral rim excision, enucleation and laboratory processing of the whole globe. It is a must-see for anyone who is involved in the procurement of donor corneas, from Eye Bank Technicians to Ophthalmologists.

DURATION: 32:55 minutes in English **COST:** Rs 500/-
FORMATS AVAILABLE: VHS video cassette or VideoCD

Payment must be made by Demand Draft or local cheque payable at Hyderabad in favour of 'Hyderabad Eye Institute'. Please enclose your payment along with a request for the video to the following:

THE A-V PRODUCER

Central A-V Unit (CAVU), L V Prasad Eye Institute, L V Prasad Marg, Hyderabad – 500 034, A.P.

EMAIL ADDRESSES:

Our email address is now ebai@vsnl.net. Please note the change in e-mail address.

REMINDERS

- n Have you informed us of your change in address? If you have email and would like to receive all correspondence through email, we would be happy to do so. Just send us your email id.
- n Have you renewed your membership? If you have not already renewed membership, please do it immediately. You may want to convert to life membership. Consider it. The membership form is available in Punarjyoti. Just fill it, tear it, make a Demand Draft, and mail it to us.
- n Have you got the special number 1919 allotted for the eye bank? Have you got the telephone number of your Eye Bank printed in the telephone directory under "Essential Services"? This is the most important tool to let public know of your existence. If you have not done it already, please contact the local Directory Manager right away.
- n All Eye Banks are requested to send us the latest telephone numbers, as we would be incorporating the telephone numbers in the pledge forms.

VISION 2020 INDIA – with NPCB and EBAI - at the All India Ophthalmological Conference (AIOC) 2010 @ Kolkata

As we all know that around 80% of the Avoidable Blindness in India is due to cataract and uncorrected refractive errors; the National Program primarily focuses on removing such diseases through the Comprehensive Eye Care Approach. The XIth Five Year Plan (2007-12) of the National Program for Control of Blindness has also included emerging diseases such as Diabetic Retinopathy, Glaucoma, Corneal & Childhood Blindness.

Information, Education and Communication (IEC) is an important component of the program run by NPCB, which helps in creating awareness of various issues related to blindness at the national level. This is handled by the Health Education Department.

VISION 2020 INDIA stall at the AIOC-2010 in Kolkata was a very good opportunity to ensure convergence with AIOS, NPCB, and EBAI and showcase the good work being done by NPCB and other Non-Governmental agencies through display of posters, literature and distribution of leaflets as well as audio/video materials for ophthalmologists coming to the conference from all over the country. It provided 200 visitors to discuss about the work done by VISION 2020 INDIA, NPCB and EBAI and obtain necessary materials for use in their areas of work.

The VISION 2020 INDIA stall was an example of good synthesis... showcasing the work of Govt. and Non-Govt. agencies at the same platform.



NPCB Leaflets, Eye Donation brochures & Guidelines at display



EBAI posters on Eye Donation on Display



NPCB Posters on Eye Donation at Display

We are thankful to Alcon their support over the last three years. Their support has helped us to print and distribute awareness material as well as carry out awareness activities. We have also been able to advocate the need for favorable laws as well as provide training to eye bank personnel.

POLICE NOTICE 29th JULY 2003

(released in both English and Marathi)

Special Para for Police Notice

Dy. Commissioner of Police (H.Q.1)

Sub: REMOVAL OF EYES IN POST MORTEM CASES IN MUMBAI

Under the Transplantation of Human Organs Act. 1994 authority has been given for removal of eyes from bodies sent for post mortem examination for medico-legal or pathological purposes.

The Act specifies that the person competent under this Act shall have the authority to remove or allow removal of the eyes if:-

1. he feels these are not required for the purposes for which such body has been sent for post-mortem examination (i.e. will not affect findings of the post mortem) and
2. he is satisfied that the deceased person had not expressed before his death any objection to any of his human organs being used, for therapeutic purposes, after his death.

An effort to retrieve undamaged corneas from deceased donors in hospital wards after obtaining written consent of relatives and before PM proceedings has to be undertaken within 3 to 6 hours after death. In this regard a decision has been taken that there should be no objection to the removal of the cornea before Post Mortem except in such cases where the preservation of the corneas is essential and would lead to evidence throwing light on the facts of the case under investigation and the circumstances of the death. In all other cases NOC for removal of corneas should be given by the police immediately in consultation with the doctor on duty.

These instructions should be brought to the notice of all Police Stations for immediate compliance.

Signed: **Rajnish Seth**

(Deputy Commissioner of Police, H.Q.1, Mumbai)

“GIFT - SIGHT - GIFT - HAPPINESS”

**God gave us eyes, Lets not be blind
To the sufferings of others.**

**God gave us ears, Let's not be deaf
To the cries of those in Agony.**

**God gave us Hands, Let's not Refuse
To stretch them out
In love & Brotherhood.**

**God gave us a heart, Let's open it out like a Rose
and not close it like a cabbage.**

**EYE DONATION MOVEMENT HAS
BECOME STRONGER THROUGH THE
CONTRIBUTIONS OF THE FOLLOWING
MEMBERS & DONORS**

INSTITUTIONAL ANNUAL:

- Centre for Youth and Social Action –CYSA, Nayagarh
- Lions Drishti Eye Bank, Dibrugarh
- Sri Venkateswara District Blindness Control Social Service Society, Miryalaguda
- Dhanvantari Eye Donation Centre-Dr. MRGK Choudhary & M.T.M.SVCSS, Tenali
- Annasaheb Chudaman Patil Memorial Medical College, Dhule
- Late-Rajbahadur Singh Smarak Jan Kalyan Seva Sansthan, Deoria
- Sankara Eye Hospital, Guntur
- Jiwan Jyoti Eye Bank-Trust, Sagar
- Swadesh Eye Foundation, Howrah
- Dr. Shah's Laser Eye Institute, Kalyan-(W)
- Sandhya Hi-Tech Vision Care Centre, Vijayawada
- Dr. Tony's Super Specialty Eye Institute, Aluva
- Lions Club Kota, Kota
- Indira Gandhi Eye Hospital & Research Centre, Lucknow
- Nayana Eye Clinic & Research Centre, Nandyal
- Sadashaya Foundation, Godavarikhani

- Maharaja Agarsen Hospital, Rudrapur

INSTITUTIONAL LIFE:

- Mata Amar Kaur Vivek Charitable Eye Hospital, Jaitu-Faridkot
- Rotary Club of Panaji Eye Bank Trust, Panaji
- Rajendra Ayur Vignan Samsthan, Ranchi
- Uma Eye Clinic-Rotary Club Vision-Foundation Eye Bank, Chennai
- Lion Vallurupalli Lakshmi and Dr. V. Subrahmanyeswara Rao Gudiwada Lions Multi Service Centre and Dr. PGR Vision Testing Centre, Gudiwada
- Social Service League's Charitable Eye & General Hospital, Kalyan
- Yanam Old Age Home, Yanam
- Raghudeep Eye Clinic-Eye Bank, Ahmedabad
- NDMVP's Medical College & Research Institute, Nasik
- Krishna Rajendra Hospital, Mysore
- ERA's Lucknow Medical College & Hospital, Lucknow

- Preventive Health Clinic of Jagtial, Jagtial
- Dr. Shah's Unique Smile & Vision Care Centre, Thane-(W),
- Dr. Dhanijisha E Anklesaria Eye Bank, (M & J Inst. of Ophth.) Ahmedabad
- Swami Biswanathananda Vivekananda Mission Asram Netra Niramay Nikethan, Chaithanyapur (WB),
- Ratan Jyoti Nethralaya –Ophthalmic Institute & Research Centre, Gwalior
- Lions Karnavati Eye Bank, Daskroi
- Sneha Seva Samithi, Proddatur
- Mizoram Eye Bank, Aizwal
- Social Orientation & Development Organising Society – SODOS, Bharatpur
- Sankar Eye Foundation, Berhampur
- Sunderlal Jain Charitable Eye Hospital, New Delhi
- Eye Bank-Indira Gandhi Memorial Hospital-State Ophthalmic Cell, Agartala
- Subharti Medical College, Meerut
- Blind People's Association, Ahmedabad
- Surat Municipal Institute of Medical Education & Research, Surat
- Eye Bank-M.K.C.G. Medical College, Berhampur
- Sanjivni Eye & Medicare Centre, Ambala City
- Chintamani Lions Eye Hospital, Chintamani
- Navodaya Medical College, Raichur
- Biratnagar Eye Hospital, Biratnagar (Nepal)
- K.V.G. Medical College Hospital, Sullia
- Anjani Eye Hospital, Nagpur
- Aashraya Foundation, Ankola
- Eye Bank-V.S.S. Medical College & Hospital, Burla
- The Mission of the Sudhar Trust-Eye Bank, Rourkela
- Govt. Rajaji Hospital-Eye Bank GRH, Madurai
- Nichi In Centre for Regenerative Medicine (NCRM), Chennai
- Regional Institute of Ophthalmology-Eye Hospital, Sitapur
- Rotary International Eye Bank (Dr. T.E.H), Ahmedabad
- S.V.S. Medical College & Hospital, Mahabubnagar
- Rotary Eye Care Trust, Sangamaner
- PES Institute of Medical Sciences & Research, Kuppam
- Katuri Medical College & Hospital, Guntur
- Prathima Institute of Medical Sciences-Medical College & Hospital, Karimnagar

- Ophthalmic Mission Trust –Drashti Netralaya, Dahod
- Deccan College of Medical Sciences, Hyderabad
- Dr. Garg's Medical Centre, Mumbai
- Elite Maternity Home & Poly Clinic, Mumbai
- Kempegowda Institute of Medical Sciences Hospital (KIMS), Bangalore
- Lata Mangeshkar Eye Bank-NKP Salve Institute, Nagpur
- Ruxmaniben Deepchand Gardi Medical College, Ujjain
- Saksham-Madhav Eye Bank, Rourkela
- Madhav Netra Bank-Thakur Eye & Maternity Hospital, Karnal
- Netra Jyoti Eye Donation Centre, Sivasagar
- Uttar Dinajpur Eye Bank & Blind Welfare Society, Raiganj
- Assam Medical College, Dibrugarh
- B.R.D. Medical College, Gorakhpur
- Sankara Eye Bank, Bangalore
- Dhiraj General Hospital-(SVU-DU), Pipariya
- Sankara Nethralaya, Kolkata
- Eye Care & Research Centre, Kolkata
- Dr. Wavikar's Eye Hospital, Thane-(W)
- Dr. Pinnamaneni Siddhartha Institute of Medical Sciences & Research Foundation, Gannavaram
- Max Eye Care, New Delhi
- Seth-Sakharam Nemchand Jain Eye Bank & Eye Institute, Solapur
- Thind Eye Hospital, Jalandhar
- Muni Sant Balji Eye Bank-Asha Deep Charitable Trust, Veraval
- Dr. Raskar Eye Hospital-Ophthalmic Institute, Pune
- Goutami Eye Institute, Rajahmundry
- Devata Hospital, Gulbarga
- Chatrapati Shivaji Maharaj Hospital-Eye Bank, Kalwa, (Thane),
- Shroff Eye Hospital & Vision Research Centre, Mumbai
- Artemis Medi Care Services Pvt. Ltd., Gurgaon
- Krishna Institute of Medical Sciences University, Karad
- Vijayanagar Institute of Medical Sciences, Bellary
- Vasanth Health Care Pvt. Ltd., Trichy
- Sankara Eye Bank-Sankara Eye Hospital, Shimoga
- Ramakrishna Mission Hospital, Itanagar
- M.K. International Eye Bank, Indore
- Keshubhai Mehta Memorial Trust-Run by Rotary Eye Bank, Rajkot
- Amrita Institute of Medical Sciences, Kochi
- Eye Hospital & Eye Bank-District Hospital, Bilaspur
- G.S.L. Medical College & General Hospital, Rajahmundry
- Sri Yerra Balarama Murthy Konasima Eye Bank, K-Pedapudi
- R.L. Jalappa Hospital & Research Centre Eye Bank, Kolar
- Government Ayurved College & Hospital, Nagpur
- Nayana Super Specialty Eye Hospital & Research Centre, Davangere

INDIVIDUAL ANNUAL:

- Waseem Ahmed Khan, Meergunj
- K.S. Reddy, Kadapa
- Sappati Vasantha Rao, Srikakulam
- Dr. Dilip Phalke, Ahmednagar
- Dr. Haresh Kheni, Surat
- S. Srikanth, Nellore
- Satnam Venkateswara Prasad, Rayachoty
- C.P. Sancheti, Jodhpur
- Ravindra Rapeti, Visakhapatnam
- Mrs. Sujatha A. Nayar, Mumbai
- Neelesh Jaiswal, Jabalpur
- Ms. Malti Dhoundiyal, Kattwara
- Pramod Bansal, Kattwara
- Pradeep Bisht, Kattwara
- Dr. Umesh Nippani, Gokak
- Vasmatkar Pritam Tulshiramrao, Nanded
- Raghav Kurichh, Amritsar
- Yerra Srinivas, K-Pedapudi

INDIVIDUAL LIFE:

- Dr. Beena M. Desai, Ahmedabad
- Sandeep Vimal, Giridih
- Dr. Bharat K. Ghodadra, Ahmedabad
- Dr. Vikas Mittal, Ambala City
- Dr. P.L. Rao, Nellore
- Dr. O. Gopala Krishna, Nellore
- Dr. John Paul Mathew, Pathanmathitta
- Venkata Sai SriRam Vepuri, Vijayawada
- Dr. Pallavi Sugandhi, New Delhi
- Dr. Nitin Dua, Ghaziabad
- Dr. Zahid Ali Siddiqui, Patna
- Dr. Bharoti Sarmah Puzari, Dibrugarh
- Dr. V. Aravind, Chennai
- Dr. Satinder Pal Singh Gahra, Jalandhar City

- Dr. Bhartendu Agarwal, Lucknow
- Om Prakash Gupta, Bhagalpur
- Anshuman Sarangi, Kendrapara
- Dr. Dolas Baban Changdev, Pune
- Dr. Madhuri V. Valvekar, Solapur
- Dr. Pradeep P. Pant, Vapi
- Dr. Jatin Natvarlal Mewada, Modasa
- Dr. Shibu Varkey, Trichy
- Kola Anna Reddy, Karimnagar
- Dr. Saurabh Mittal, Jalandhar
- Dr. Amar Dev, New Delhi
- Dr. Abhijit Subhash Agre, Pune
- Dr. Hemal J. Kansagra, Rajkot
- Dr. Noshir M. Shroff, New Delhi
- ARC. Sandeep D. Shivdekar, Bhilai
- Dr. Asim Kumar Kandar, Kolkata
- Shri Sampat Kumar Jhavar, Indore
- Dr. Radhika Tandon, New Delhi
- Dr. Namrata Sharma, New Delhi
- Dr. Lalitha Siva Jyothi, Nellore

Eye Donation movement has become stronger through the contributions of the following donors.

DONORS

1. Y. Sambasiva Rao, Hyderabad
2. Om Prakash Dhankhar, Chandigarh
3. Parag Mohan, Meerut Cant.
4. G. M. Jhangiani, Pune
5. Sudarshan Goala, Assam
6. Dr. Ajit. T. Trivikram, New York
7. Bharat Prakash Srivastava, Allahabad
8. Partna Pratim Pal, Kolkata
9. Dr. L. Raji Reddy, Nalgonda
10. Ms. Shivani Kadakia, Secunderabad
11. N. S. Prakash Rao, Proddatur
12. H. Veer Kumar, Bangalore

We are being regularly supported by M/s. First Flight Couriers, who have extended their valuable and professional services to EBAI for the past few years. Any amount of praise would seem less for the kind of service they have been providing to us.

Copyright Warning

It has come to our notice that the logo of EBAI is being printed by the member eye banks. While we appreciate the enthusiasm and the motive behind it, we would like to draw everyone's attention to the fact that the logo is protected by copyright laws. The logo's size, the color and the message at the bottom have been specially designed.

It is also of great concern that the design and size are changed to suit the users' requirements. Copying of the logo without a written permission / consent from the Eye Bank Association of India headquarters, Hyderabad, and/or distortion in the reproduction of the same, are tantamount to violation of the copyright laws.

Advertisement Tariff & Mechanical Details

Description	Height & Width	Rate
Back Cover	16 cm x 16 cm	Rs.15000/-
Inside First / Last Cover	21 cm x 16 cm	Rs.10000/-
Full Page B/W	21 cm x 16 cm	Rs.7000/-
Half Page B/W	21 cm x 8 cm	Rs.3500/-
Quarter Page	11.5 cm x 8 cm	Rs.2000/-

Scheme for assistance to eye banks and eye donation centers in voluntary sector

Procedure for Approval of Grants.

Two copies of application in prescribed formats would be submitted by applicant NGO along with necessary documents in support of qualifying criteria to the State Programme Officer (SPO), NPCB. The SPO would examine the proposal in terms of eligibility criteria, and depute a team of experts(s) (2-3) from the State to visit the NGO for assessing present facilities and requirements.

This entire work should be completed within maximum of three months from the date of receipt of applications complete in all respects. The SPO may thereafter, forward his recommendation to the competent authority for final disposal.

S.No.	Equipment / Furnishing
1.	Slit Lamp Microscope
2.	Specular Microscope
3.	Laminar Flow Hood
4.	Serology Equipment
5.	Instruments for Corneal Excision and Enucleation including containers
6.	Autoclave
7.	Keratoplasty Instruments
8.	Transport Facility (One , Two Wheeler)
9.	Refrigerator
10.	Computer & Accessories
11.	Telephone Line
12.	Air-Conditioner
13.	Renovation, Repair, Furniture & Fixtures
	Maximum Assistance = Rs.15.00 Lakhs

Non-recurring grant-in-aid for Eye Donation Centers (EDCs) in Government / Voluntary Sector (upto maximum Rs.1.00 Lakh).

1. Eye Donation Centre:

For the purpose of the above scheme, an Eye Donation Centre will mean an organization that is:

- a) Is affiliated to a registered Eye Bank
- b) Harvest corneal tissue and collect blood for serology
- c) Ensure safe transportation of tissue to the parent eye bank
- d) Provide a round the clock public response system for eye donation
- e) Co-ordinate with donor families and Hospitals to motivate Eye Donation
- f) Conduct Public and Professional awareness on Eye Donation

2. Financial Assistance:

Under the scheme, financial assistance will be provided up to a maximum of Rs.1.00 lakh (Rupees one lakh only) for the purchase of equipment.

3. Eligibility criteria:

- a) Should satisfy general eligibility conditions mentioned. (Except the 2 years clause, i.e. new organization can also apply).
- b) The organization should have the following staff as a minimum requirement:

S. No.	Personnel	Eye Bank	Eye Donation Centre
1.	Ophthalmic Technician	1	1
2.	Eye Donation counselor / Social Worker / Health Educator	1	1
3.	Panel of honorary ophthalmic surgeons	--	1
4.	Driver cum Projectionist	2	1

4. Expected Output: NGOs receiving Non-Recurring Grants shall:

- a) Utilise the entire grant within period of 12 months from the receipt of grant after following due procedures.
- b) Provide & maintain detailed records of Eye Balls collected and deposited in linked Eye Bank in the prescribed format and submit monthly report to the District Health Society.
- c) The NGO should be committed to collect atleast 20 eye balls in the next two years.

5. Condition for eligibility for Recurring and Non-Recurring Grants:

- 1. It must be registered under the Society's Registration Act of 1860 or any other statute.
- 2. It should be non-governmental and should not be run for profit to any individual or group of individuals.
- 3. Its work and financial position should be satisfactory and it should not be involved in any corrupt practices.
- 4. It should have its own infrastructure to carry out the eye bank activities as indicated in the enclosed application form.
- 5. The Eye Donation Centre (EDC) / Eye Bank (EB) should have good track record in terms of eye collection which should not be less than 25 / 50 eyes per year, respectively.

Note: For seeking financial Assistance for Eye Bank from Government of India, the application fulfilling all the above mentioned conditions should be routed through the concerned State Government i.e. application should be forwarded by the State Health Department.

b) Pattern of Assistance

i) EYE BANK

a) Non Recurring Assistance

Non recurring assistance upto Rs.15.00 lakhs for the setting up/strengthening of eye banks. Non-recurring expenditure may be incurred on the following items:

S.No	Item
1.	Vehicle
2.	Refrigerator
3.	Enucleation Kit
4.	Containers for corneal sets
5.	Corneal sets
6.	Auto Clave
7.	Film Projector with slides/strips (portable) or any other Electronic media for Health Education activities
8.	Slit Lamp Microscope
9.	Laminar Flow
10.	Operating Microscope

b) Recurring Assistance

Recurring assistance @ Rs. 750/- per eye collected may be included on the following items.

1. Preservation Material (like MK Media) for preserving donor eyes.
2. Payment of Honorarium to Surgeons, technician, social worker, etc
3. Expenditure on transportation/POL, maintenance of vehicle etc. when used for collection of eyes.
4. Rent of telephones
5. Other expenses such as laying of wreaths, garlands, stone eyes etc.

The sanctioned grant-in-aid has to be utilized for the purpose for which it was sanctioned and in case the amount is not utilized by the Eye Bank according to the Government of India guidelines, the same amount is required to be refunded to Government of India. Only after the receipt of unspent balance, the further recurring grant-in-aid will be released to the Eye Bank.

ii) EYE DONATION CENTRES

a) Non Recurring Assistance

Non-recurring assistance upto Rs. 1,00,000 for development of Eye Donation Centre subject to the condition that minimum 100 eyes are collected in a year. Non-recurring may be incurred on the following items:

S.No	Item
1.	Refrigerator
2.	Enucleation Sets
3.	Containers for corneal sets
4.	Corneal sets
5.	Autoclave
6.	Film Projector with slide/strips (portable) or any other Electronic media for Health Education activities

b) Recurring Assistance

Recurring assistance @ Rs.500/- per eye collected may be incurred on the following items.

- 1) Preservation Material (like MK Media) for preserving donor eyes.
- 2) Payment of Honorarium to Surgeons, technician, social worker, etc
- 3) Expenditure on transportation/POL, maintenance of vehicle etc. when used for collection of eyes.
- 4) Rent of telephones
- 5) Other expnses such as laying of wreaths, garlands, stone eyes etc.

**APPLICATION FORM FOR STRENGTHENING OF
AN EYE BANK/EYE DONATION CENTRE IN VOLUNTARY SECTOR**
(To be filled in by the Vol. Organisation applying for grant from the Govt. of India under
National Programme for Control of Blindness for strengthening of eye banks).

1. Name of the Eye Bank/Organisation:-

Year of establishment _____

Act under which registered _____

2. Total No. of persons registered/pledges for eye donations:-

3. No. of eyes (not pairs) Collected/Utilised during the last 4 years

Year	Collected	Utilized

4. No. of eyes distributed

S.No.	Name of organisation	No. of eyes
(a)		
(b)		
(c)		

5. Existing infrastructure :

S.No	Item	Availability (Yes/No)	Items on which Grant to be utilized
1.	Building/room		
2.	Refrigerator		
3.	Preservation Media		
4.	Autoclave facilities		
5.	Enucleation sets		
6.	Containers for corneal set		
7.	Transport (vehicle)		
8.	Corneal sets		
9.	Autoclaves		
10.	IEC Material		
11	Audiovisual Equipment (Specify)		
12	Slit lamp Microscope		
13	Laminar Flow		
14	Operating Microscope		

6. Area / population to be covered

Population

(i) Urban (Name of Mohallas, Streets) _____

(ii) Rural (Name of villages) _____

7. Details of manpower with qualifications and experience:-

S.No	Designation	Qualification	Experience
1.			
2.			
3.			
4.			

8. Brief activities of the Vol. Orgns. Relating to eye bank.

9. I) Total income during the last year Rs. _____

ii) Total expenditure during the last year Rs _____

iii) Total asset at end of last year Rs _____

10. Certificates/documents to be enclosed:

1. Society Registration Certificate under Registration of Societies Act. 1860 or any other Statute.
2. Certificate issued by Eye Bank Association of India.
3. List of executive members of the organization
4. Annual report of the Organisation for the last year.
5. Audited statements of Accounts for the last year (i.e.income & expenditure account, receipt and payment account and balance sheet.)

We certify that all the information provided in this proforma is correct to the best of my knowledge and belief and nothing has been concealed in it.

Signature
(Manager of Trust/NGO/
Voluntary organization)

Signature
(Office Incharge Eye Bank)

11. Recommendations of the State Health Department or Director Health Services of The State/UTs.

**APPLICATION FORM FOR HOST BANKS WISHING TO
PARTICIPATE IN EBAA'S MARY JANE O'NEILL FELLOWSHIP IN
INTERNATIONAL EYE BANKING**



**EYE BANK
ASSOCIATION
of AMERICA**

PROGRAM DESIGN: The Fellowship recipient will “intern” in an active eye bank setting for up to one month, observing administrative functions, public relations activities, technical procedures, medical chart review, permission procedures, enucleation/tissue retrieval, processing, preservation, and distribution. The host eye bank will work closely with the Fellowship Director from the International Relations Committee to ensure realization of the goals of the program.

PROGRAM GOALS: Equip eye banking personnel from another country with skills to establish and administer a functioning eye bank system within their own country by providing intensive one-on-one instruction in the setting of a functioning American eye bank.

LOCAL PERSONNEL:

1. Please list names of your Medical Director, Executive Director and Technical Director and attach the curriculum vitae for each.
2. Please note current staff language capabilities. What language(s) (other than English) are spoken and degree(s) of fluency.
3. What is the bank’s level of commitment to the training program and how will the program be defined and implemented?
4. How can the bank contribute to the goals of the International Fellowship Program and what steps will the bank take to ensure that these goals are met?

ACTIVITY OF HOST BANK:

1. Please include with this application your bank’s Statistical Report to determine the bank’s level of activity.
2. Please indicate bank’s current Accreditation Category and date of EBAA Inspection.
3. Has your bank previously interacted with the international eye banking community? If so, please explain.

Signed by: _____
(Name of person filling out this form)

(Chief Executive Officer)

Date: _____

Eye Bank: _____

Please return this application to the EBAA Office by April 30, 2010.

Nick Tongson

Regulatory, accreditation and Medical Standards Advisor

1015, 18th Street, NW Suite 1010, Washington, DC 20036-5504 Phone: 202-775-4999, extn 7, Fax:202429-6036 Email:
nick@restoresight.org

MEMBERSHIP FORM

Date _____

I/We Wish to join the Eye Bank Association of India as member.

I/We remit herewith Rs. _____ by Bank Draft No. _____

drawn on _____

Name _____

Designation _____

Organisation _____

Address _____

_____ Pin _____

Tel _____ Fax _____ Email _____

Signature _____

Please send Membership Fee by DEMAND DRAFT
in the name of : **Eye Bank
Association of India**
payable at Hyderabad.

MEMBERSHIP FEE		
Category	Annual	Life
Individual	Rs.200/-	Rs. 2,000/-
Institutional	Rs.500/-	Rs. 5,000/-
Corporate	-	Rs. 5,000/-

PUNARJYOTI SUBSCRIPTION

Punarjyoti is the end product of immense effort, research and dedication. Please do subscribe to Punarjyoti by sending a Money Order for Rs. 25/- in favour of Eye Bank Association Of India for two issues.

I would like to subscribe to Punarjyoti for:

1Year Rs. 25/-

2 Years Rs. 40/-

Name _____ Designation _____

Address _____

_____ Pin _____

Tel _____ Email _____

Signature _____

News & Events



Meeting with Hon. President of India Smt. Pratibhatai Patil
And Members of Vyankatesh Pariwar, Aurangabad, Maharashtra



School Screening Program First Phase
Kashyap Memorial Eye Bank, Ranchi, Jharkhand



Run For Vision
Kashyap Memorial Eye Bank, Ranchi, Jharkhand



School Screening Program Second Phase
Kashyap Memorial Eye Bank, Ranchi, Jharkhand



Gurgaon Run for Vision (Virender Sangwan, Cricketer)
Niramaya Charitable Trust, Gurgaon, Haryana



Eye Donation Talk – Dr. Hitendra Ahojja
Niramaya Charitable Trust, Gurgaon, Haryana



Eye Donation Fortnight Meeting
Arasan Eye Bank, Erode, Tamilnadu

If undelivered, please return to:
Eye Bank Association of India
(Member of International Federation of Eye Banks)
Plot No.12, BNR Colony, Road No. 14,
Banjara Hills, Hyderabad - 500 034. A.P. INDIA
Tel: +91.40.2354 4504
Telefax: +91.40.2354 5454
E-mail: ebai@vsnl.net / admin@ebai.org
Visit us @ www.ebai.org

BOOK POST



Become Part of the *Eye DoNation*



E.B.A.I

Let Your Eyes Change Someone's Life

Printed, Published and Edited by

The Eye Bank Association of India.

Published by The Eye Bank Association of India, Plot No. 12,
BNR Colony, Road No.14, Banjara Hills, Hyderabad - 500 034.

Tel: +91.40.2354 4504. Fax: +91.40.2354 5454

E-mail: ebai@vsnl.net / admin@ebai.org Visit us @
www.ebai.org